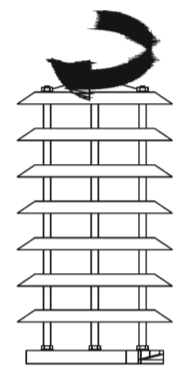
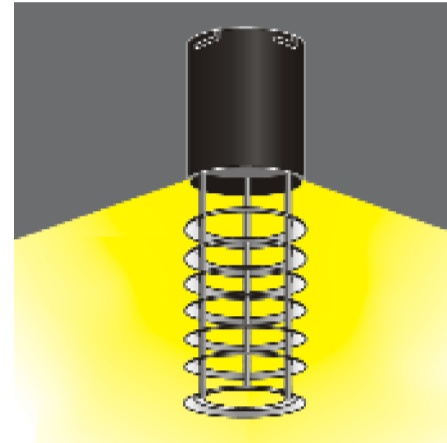
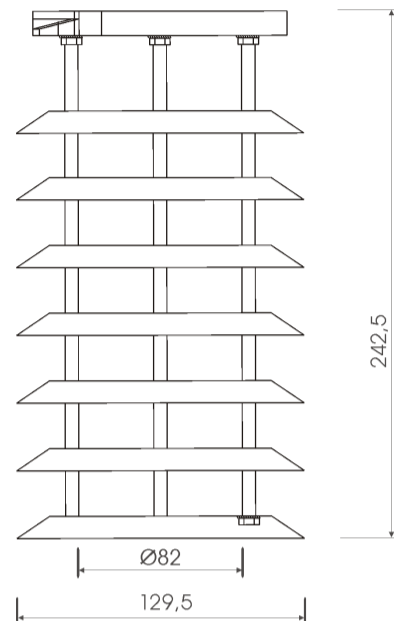
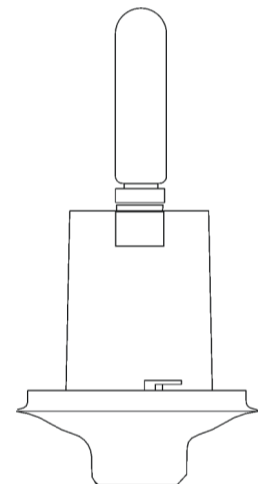
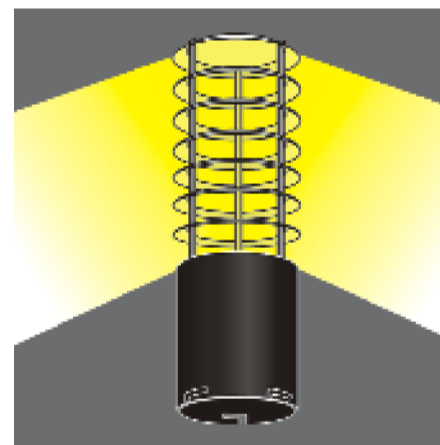
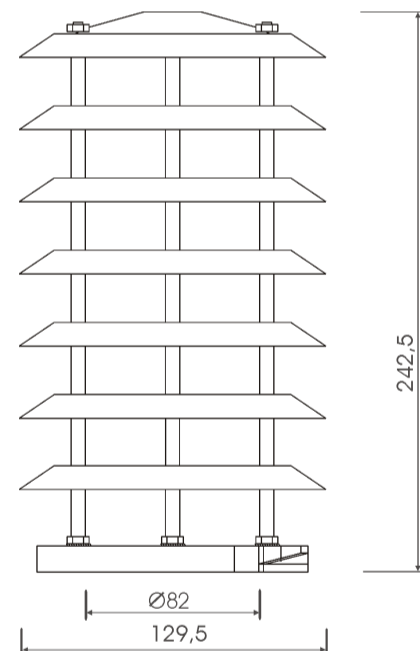


# Big stainless steel louvre reflector



Big stainless steel louvre reflector mounted downwards



Mounting of the stainless steel louvre reflector in the luminaire E-27

Big stainless steel louvre reflector mounted downwards

## Technical data

Stainless steel louvre reflector	code	Luminaire type	Lamp holder type	Weight [kg]	Unit volume [m <sup>3</sup> ]
Big stainless steel louvre reflector mounted upwards	911116	OP, OPA-1	E-40	0,4	0,004
Big stainless steel louvre reflector mounted downwards	911117	OP, OPA, OW, OW-2	E-40	0,38	0,004